

Features - DPM 2300

- ◆ Large Graphics Display With Cursor Selection Of Options And Setup Of Parameters
- ◆ 0.05% FS Pressure Accuracy
- ◆ Standard Pressure Scales Include 13 Different Engineering Unit Ranges
(PSI, mmHg@0C, mmHg@20C, inHg@0C, inHg@20C, cmH2O@20C, inH2O@4C, nH2O@20C, inH2O@60F, kg/cm2, Kpa, Bar, mBar)
- ◆ MAX And MIN Pressure Value Capture And Storage
- ◆ Digital Calibration – No Pots To Turn
- ◆ Selectable Display Options And Digit Sizes
- ◆ Battery Life Display (0 To 100%)
- ◆ Programmable Digital Filter
- ◆ Display Contrast Is Software Adjustable
- ◆ 24 Bit Measurement
- ◆ Digital Zero Adjustment – No Pots To Turn
- ◆ Dc Analog Output (Optional)

DPM-2302 Adds:

- ◆ RS232 Serial Communications

Second Pressure Sensor Adds:

- ◆ Independent Pressure Channel
- ◆ Separate And Combined Display Option

Temperature Option Adds:

- ◆ YSI 700 Or 100 Ω Rtd Temperature Probe Interface
- ◆ -20.0 To 100.0 C / -4.0 To 212.0 F Temperature Range
- ◆ 0.5% Fs Accuracy
- ◆ Max And Min Temperature Value Capture And Storage

BC Group International, Inc.
3081 Elm Point Industrial Dr.
St. Charles, MO 63301 USA
314-638-3800 or 1-888-223-6763
314-638-3200 Fax
Email: sales@bcgroupintl.com
Website: www.BCGroupintl.com

PRESSURE METERS

BC Biomedical DPM-2300 Series

DPM-2300



DPM-2350



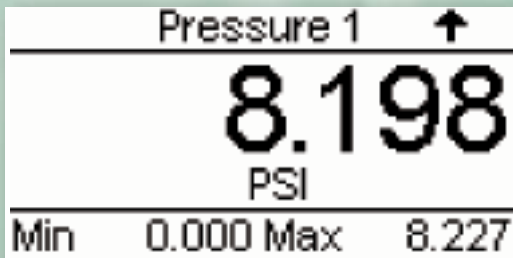
The Model DPM-2300 Series is a microprocessor based high precision high resolution digital pressure meter family. These meters measure both gas and liquid pressures and provide multiple engineering unit displays for the results. The unit may have one or two pressure sensors and an optional temperature sensor input to measure pressure and temperature all in one meter.

Optional Accessories:

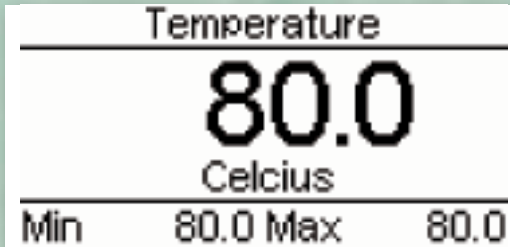
- BC20 - 21100 Battery Eliminator (US Version)
- BC20 - 21101 Battery Eliminator (Euro Version)
- BC20 - 41337 Communications Cable (7Pin Mini-Din to DB 9 F)
- BC20 - 30106 BC Biomedical Small Soft Sided Carrying Case
- BC20 - 01005 Universal Pressure Adapter Kit
- BC20 - 01006 YSI Temperature Cable



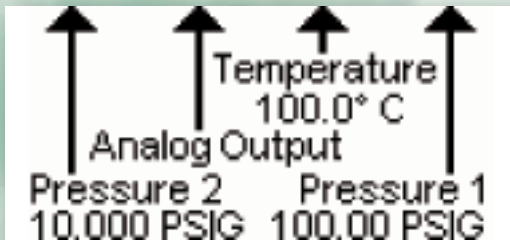
Screen Views



Pressure Port 1 Display with Min/Max Option selected



Temperature Display with Min/Max Option selected



Input Identification Screen
(Note: Sensor limits are displayed based on selected range.)



Typical display with "Over Range" message box.

Specifications

PRESSURE SENSOR 100	
-RANGE	-13.500 to 100.000 PSI
-RESOLUTION	.001 PSI
-ACCURACY	.05% FS = +/- 0.05 PSI
PRESSURE SENSOR 75	
-RANGE	-13.500 to 75.000 PSI
-RESOLUTION	.001 PSI
-ACCURACY	.05% FS = +/- 0.00375 PSI
PRESSURE SENSOR 10	
-RANGE	-10.000 to 10.0000 PSI
-RESOLUTION	.0001 PSI
-ACCURACY	.05% FS = +/- 0.05 PSI
PRESSURE SENSOR 5	
-RANGE	-5.0000 to 5.000 PSI
-RESOLUTION	.0001 PSI
-ACCURACY	.05% FS = +/- 0.0025 PSI
PRESSURE SENSOR .3	
-RANGE	-.30000 to .30000 PSI
-RESOLUTION	.00001 PSI
-ACCURACY	.05% FS = +/- 0.05 PSI
TEMPERATURE SENSOR YSI 700	
-RANGE	-20.0 to 100.0 C, -4.0 to 212.0 F
-RESOLUTION	.1 C. .1F
-ACCURACY	.5% FS = +/- 0.5 C
TEMPERATURE SENSOR 100 RTD	
-RANGE	20.0 to 100.0 C, 4.0 to 212.0 F
-RESOLUTION	.1 C. .1F
-ACCURACY	.5% FS = +/- 0.5 C

Available Models:

There are numerous possible configurations for the DPM-2350. The models can have one pressure sensor with two ports, an optional temperature sensor input and an optional analog output. There are a variety of pressure transducer full-scale values and two types of temperature sensor inputs available. A Min/Max pressure and temperature capture and a hold function are standard. It can be configured with or without and RS232 communications port. The optional DC output provides a DC voltage level output that is proportional to the full scale value of the pressure being measured.